

# Trump's Plans to Cut Human Needs Programs

March 21, 2017



## Thanks to our generous funders

The Annie E. Casey Foundation  
The George Gund Foundation  
Anonymous  
CHN Members and Supporters

### Ellen Teller, Moderator



**Ellen Teller** is Director of Government Affairs at the Food Research and Action Center (FRAC). She joined FRAC in 1986, and previously served as an attorney at the American Bar Association, Center for Science in the Public Interest and the Consumer Federation of America. She is the Board Chair of the Coalition on Human Needs.

### Sharon Parrott



**Sharon Parrott** is Senior Fellow and Senior Counselor at the Center on Budget and Policy Priorities. She rejoined the Center in 2017 after serving for two years as Associate Director for the Education, Income Maintenance, and Labor Division at the Office of Management and Budget. She served as Secretary Sebelius' Counselor for Human Services Policy at the U.S. Department of Health and Human Services (HHS) from August 2009 until November 2012.

### Charles Kieffer



**Charles Kieffer** serves as the Senate Appropriations Committee's minority Staff Director. Kieffer has more than 38 years of experience in the appropriations process, including 16 years of service with the Senate Appropriations Committee, 16 years with the Office of Management and Budget, and six years with the Department of Health and Human Services.

### Deborah Weinstein



**Deborah Weinstein** has been executive director of the Coalition on Human Needs since 2003. Before that she was director of the Family Income Division at the Children's Defense Fund. Debbie has been helping advocates fight for adequate human needs funding and effective programs for more than three decades.

## Administration's Skinny Budget & Emerging Fiscal Agenda

Sharon Parrott

Center on Budget and Policy Priorities

March 21, 2017

cbpp.org

## What is in the Skinny Budget?

### In:

- Discretionary funding levels for each federal department in 2018
- Brief descriptions of major cuts in each department

### Out:

- Tax reform proposals
- Revenue projections
- Entitlement policy changes
- Entitlement program projections
- Deficit projections
- Discretionary program funding levels beyond 2018

cbpp.org

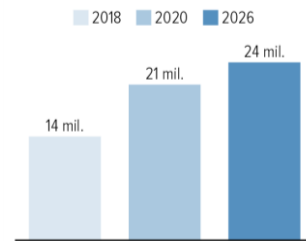
## Emerging Fiscal Agenda is Hardly Hidden

- Cutting non-defense discretionary programs
- Cutting health care while providing tax cuts to the wealthy
- Providing additional large, regressive tax cuts
- Potentially cutting other safety net programs deeply

cbpp.org

## House GOP Plan Means Millions More Uninsured

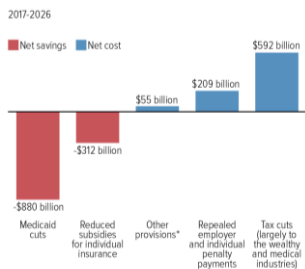
Increase in uninsured compared to current law



Source: Congressional Budget Office, March 2017

cbpp.org

## House GOP Health Plan: Cuts Assistance for Low- and Moderate-Income People; Cuts Taxes for the Wealthy and Medical Industries



\*Net effects of other provisions in the bill, including Patient and State Stability Fund Grants, Medicare and Medicaid Disproportionate Share Hospital payments, and other provisions.  
Source: Congressional Budget Office

cbpp.org

## More Tax Cuts Coming:

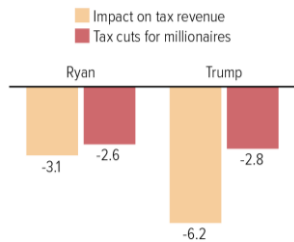
“It’s gonna be a big tax cut, the biggest since Reagan, maybe bigger than Reagan.”

— President Donald Trump, March 7, 2017

cbpp.org

### House GOP and Trump Tax Plans Would Cost Trillions, Concentrate Tax Cuts on Millionaires

In trillions of dollars, 2016-2026



Source: CBPP based on TPC estimates cbpp.org

### Mnuchin Rule

“Any reductions we have in upper-income taxes will be offset by less deductions so that there will be **no absolute tax cut for the upper class.**”

— Treasury Secretary Steven Mnuchin, November 30, 2016

cbpp.org

### Entitlements Outside of Medicare and Social Security May be Targeted for cuts

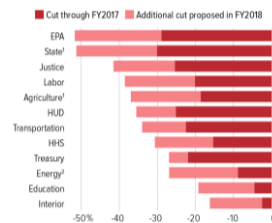
Potential sources of deficit reduction:

- Revenue *increases*:
  - Administration wants tax **cuts** (could make deficit **LARGER**)
- Discretionary Programs
  - Administration cutting NDD to offset for **defense increases**
- Medicare and Social Security
  - President says “off the table” though OMB director may be trying to get them on?
- Medicaid, CHIP, ACA subsidies
  - Cut in House Health bill...to pay for tax cuts
- Other entitlements, such as SNAP, SSI, EITC
  - **WHAT'S LEFT**

cbpp.org

### Federal Agencies Have Already Sustained Deep Cuts

Percent change since FY2010, adjusted for inflation

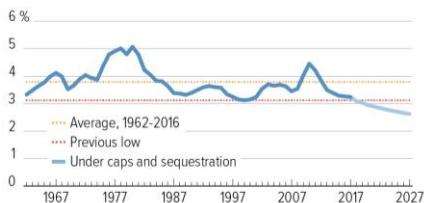


<sup>1</sup>Includes USAM and other Treasury international programs, as well as the Food for Peace Title II grants (excluded from Dept of Agriculture).  
<sup>2</sup>Excludes National Nuclear Security Administration.  
<sup>3</sup>Base EPA - Environmental Protection Agency; HUD - Housing and Urban Development; HHS - Health and Human Services. Commerce is excluded due to the complication of funding for the Census Bureau.  
 Source: CBPP based on the Office of Management and Budget and Congressional Budget Office. Inflation data from Bureau of Labor Statistics.

cbpp.org

### Non-Defense Discretionary Spending Set to Fall to Historically Low Levels Under Current Law

Spending as a percent of gross domestic product

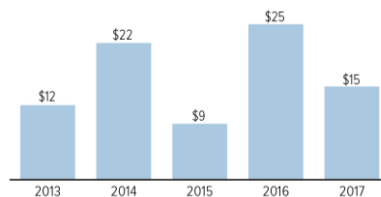


Note: Data available only back to 1962. Sequestration refers to budget cuts required under the 2011 Budget Control Act, and includes modifications made in the Bipartisan Budget Acts of 2015 and 2016.  
 Source: CBPP based on Office of Management and Budget and Congressional Budget Office data

cbpp.org

### We Need Another Bipartisan Agreement to Reduce Sequestration

Level of relief from sequestration in billions of dollars



Source: CBPP analysis of data from Congressional Budget Office, Office of Management and Budget

cbpp.org

## TRUMP'S PRIORITIES: DEFENSE VS. NON-DEFENSE

**CHARLES KIEFFER**

MINORITY STAFF DIRECTOR,  
SENATE COMMITTEE ON APPROPRIATIONS

March 21, 2017

## How Trump Budget Compares

(in \$ billions)

	Defense		Non-Defense		Total	
	FY17	FY18	FY17	FY18	FY17	FY18
CBO 2010 Baseline	\$647	\$664	\$629	\$645	\$1,277	\$1,310
Pre-Sequester Caps	590	603	541	553	1,131	1,156
2015 Bipartisan Budget	551	---	519	---	1,070	
Post-Sequester	---	549	---	515	---	1,064
Trump	576	603	504	462	1,080	1,064
Trump vs. Current Law	<b>+25</b>	<b>+54</b>	<b>-15</b>	<b>-54</b>	<b>+10</b>	<b>0</b>

## Trump's Eliminated Programs

(Department totals, Budget Authority, in \$ millions)

Agriculture	-\$794	Justice	-\$210
Commerce	-\$634	Labor	-\$445
Education	-\$4,614	State (excl. OCO)	-\$576
Energy	-\$2,714+	Transportation	-\$674
HHS	-\$4,501+	Treasury	-\$230
Homeland Security	-\$235	EPA	-\$840
HUD	-\$4,112	NASA	-\$179
Interior	-\$122	Other Ind. Agencies	-\$2,663

## Eliminated Programs - Detail

Health and Human Services (in \$ millions)			
	FY17CR	FY18 TRUMP	'18 LESS '17 CR
Assets for Independence Office	\$19	TBD	TBD
Community Economic Dev. (OCS)	30	TBD	TBD
Community Svcs Block Grant	714	0	-714
Health Professions & Nursing Train	491	88	-403
LIHEAP	3,384	0	-3,384
Rural Community Facilities (OCS)	6	TBD	TBD
Housing and Urban Development			
	FY17CR	FY18 TRUMP	'18 LESS '17CR
Capacity Bldg for Com. Dev. & Affordable Housing - Section 4	\$35	\$0	-\$35
Choice Neighborhoods	125	0	-125
Community Development Block Grants	2,994	0	-2,994
Home Investment Partnerships	948	0	-948
Self-Help Home Ownership Program	10	0	-10

## Eliminated Programs - Detail

Agriculture (in \$ millions)			
	FY17CR	FY18 TRUMP	'18 LESS '17 CR
McGovern-Dole International Food for Education	\$201	0	-\$201
Rural Business & Coop Svc	95	0	-95
Rural Water & Waste Disposal	498	0	-498
Education			
	FY17CR	FY18 TRUMP	'18 LESS '17CR
21 <sup>st</sup> Century Community Learning Ctrs	\$1,164	0	-1,164
Fed. Supplemental Ed. Oppty Grants	733	0	-733
Impact Aid Payments for Fed. Property	67	0	-67
International Education	72	0	-72
Striving Readers	190	0	-190
Supporting Effective Instruction Grants	2,345	0	-2,345
Teacher Quality Partnership	45	-	-43

## Eliminated Programs - Detail

Labor (in \$ millions)			
	FY17CR	FY18 TRUMP	'18 LESS '17 CR
OSHA Training Grants	\$11	\$0	-\$11
Senior Community Service Employment Program	434	0	-434
Justice			
	FY17CR	FY18 TRUMP	'18 LESS '17CR
Grants/State Criminal Alien Assistance	\$210	\$0	-\$210

Eliminated Programs - Detail

Energy (in \$ millions)			
	FY17CR	FY18 TRUMP	'18 LESS '17 CR
Advanced Research Projects Agency (ARPA-E)	\$290	TBD	-TBD
Adv. Technology Vehicle Mfg Program & Title 17 Adv. Tech. Loan Guarantee Program	6	0	-6
Weatherization Assistance Program	215	0	-215
State Energy Program (EERE Sub-Program)	50	0	-50

Interior			
	FY17CR	FY18 TRUMP	'18 LESS '17 CR
Abandoned Mine Land Grants	\$90	\$0	-\$90
Heritage Partnership Program	20	1	-19
National Wildlife Refuge Fund	13	0	-13

Eliminated Programs - Detail

Environmental Protection Agency (in \$ millions)			
	FY17CR	FY18 TRUMP	'18 LESS '17 CR
Additional EPA Program Eliminations (such as Targeted Airshed Grants; Infrastructure aid to Alaska Native Villages and Mexico Border)	\$347	\$0	-\$347
Energy Star & Voluntary Climate Programs	66	0	-66
Geographic Programs, such as Gt. Lakes Restoration Initiative; Chesapeake Bay	427	0	-427

State (Excludes OCO)			
	FY17CR	FY18 TRUMP	'18 LESS '17 CR
Complex Crises Fund (Base only)	\$10	\$0	-\$10
East-West Center	17	0	-17
Emergency Refugee & Migration Asst.	50	0	-50
Green Climate Fund	499	0	-499

Eliminated Programs - Detail

Commerce (in \$ millions)			
	FY17CR	FY18 TRUMP	'18 LESS '17 CR
Economic Development Admin.	\$251	\$30	-\$221
Manufac. Extension Partnership	130	6	-124
Minority Business Dev. Agency	32	6	-26
Natl Estuarine Research Reserve	23	0	-23
NOAA Coastal Zone Mgmt Grants	75	0	-75
NOAA Office of Education	27	0	-27
Pacific Coast Salmon Recov. Fund	65	0	-65
Sea Grant Program	73	0	-73

Homeland Security			
	FY17CR	FY18 TRUMP	'18 LESS '17 CR
Flood Hazard Mapping & Risk Analysis Program (RiskMap)	\$190	\$0	-190
TSA Enforcement Grants	45	0	-45

Eliminated Programs - Detail

Transportation (in \$ millions)			
	FY17CR	FY18 TRUMP	'18 LESS '17 CR
Essential Air Services	\$175	\$0	-\$175
National Infrastructure Investment (TIGER Grants)	499	0	-499

Treasury			
	FY17CR	FY18 TRUMP	'18 LESS '17 CR
Clean Technology Fund	\$170	\$0	-\$170
Strategic Climate Fund	60	0	-60

NASA			
	FY17CR	FY18 TRUMP	'18 LESS '17 CR
Four Earth Sciences Missions	\$113	\$11	-\$102
Office of Education	115	38	-77

Independent Agencies to be Eliminated  
(All savings listed as TBD)

(in \$ millions)	(in \$ millions)
African Development Fdn	\$30
Appalachian Regional Com.	146
Chemical Safety Board	11
Corp. for Nat'l & Com. Svc.	1,093
Corp. for Public Broadcasting	484
Delta Regional Authority	25
Denali Commission	15
Institute of Museum & Library Services	230
Inter-American Foundation	22
Legal Services Corporation	384
Natl Endowment/Arts	\$148
National Endowment/Humanities	148
Neighborhood Reinvestment Corp.	175
Northern Border Regional Com.	8
Overseas Private Investment Corp., net	-366
U.S. Institute of Peace	35
U.S. Trade & Dev. Agency	60
U.S. Interagency Council on Homelessness	4
Woodrow Wilson International Ctr For Scholars	11

Beating Back a Very Bad Budget

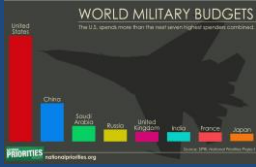
Strategies to  
Protect Human  
Needs  
Programs

Deborah Weinstein





## Sign and Circulate People's Budget Petition



• Sign petition at <https://goo.gl/2uYT4c>

Opportunity to spread word to big lists:

1. Coalition on Human Needs
2. Daily Kos
3. Demand Progress
4. National Association of HUD Tenants
5. National Priorities Project
6. People Demanding Action
7. Progressive Congress
8. Progressive Democrats of America
9. Social Security Works

Our nation's budget should reflect and respond to the needs of everyday individuals and families. How we spend money says a lot about our nation's priorities and it is vital to securing our future and our children's future. We need a budget that not just keeps us safe and secures us but also provides opportunities and gives us all the chance to succeed.

## Organize calls/meetings with your Rep/Senators or staff

FRAC's idea:

- Find 6 orgs from your state on SAVE for All letter or anti-hunger letter.
- Set up a district/state meeting (April recess: 4/7-23) or conference call

**How to:**

<http://www.frac.org/wp-content/uploads/take-action-organize-community-call.pdf>



## Born yesterday?

If you weren't, you know:

- Programs like afterschool care, LIHEAP, housing vouchers, community action agencies, work-study, etc. **ARE EFFECTIVE.**
- When there is unmet need, calling a program "duplicative" and cutting its funding makes no sense.



## Show How Your Program Works

- Send us descriptions/data from **ALREADY WRITTEN** annual reports, fundraising reports, etc. Send to [dweinstein@chn.org](mailto:dweinstein@chn.org)
- Write op-ed, blog post, letter to the editor about your program
- Let us interview you, other staffer, or a consumer/client; contact David Elliot: [delliott@chn.org](mailto:delliott@chn.org)
- Use Rep/Senator's twitter handle to send your piece

## Team up with others to hold a public event during April recess:

- MoveOn, Indivisible, MomsRising, labor, faith leaders, other groups in your community...
  - Invite Rep to program site
  - Demonstrate outside district office
  - Go to Rep's town hall; hold your own
  - Snorkels to Rise Above the Swamp



## Don't just get anxious – act!

Thanks!  
Please sign up to get emails from CHN

[www.chn.org](http://www.chn.org)

